




Annexe A

Voici des exemples de publications inappropriées et non professionnelles que M. Kouvalis a faites sur X. Le panel responsable des plaintes a examiné plusieurs autres publications semblables depuis le dépôt des plaintes contre Campaign Research :



Publication sur X le 20 novembre 2024 (résultats de recherche sans les éléments de divulgation requis)


 **realNickKouvalis**   ...
@NickKouvalis

Hot off the press. 1000 interviews in the City of Toronto. 🔥🔥🔥

4 out of 10 @BonnieCrombie @OntLiberal supporters and 3 out of 10 @MaritStiles @OntarioNDP supporters want the bike lanes on Yonge and on Bloor West removed. 🚫🚫🚫

The Ford PCs are polling at their highest level in the City of Toronto at 39%. ✅✅✅

👤👤👤



7:31 PM · Nov 20, 2024 · 12.7K Views

Publication sur X le 21 novembre 2024 (résultats de recherche sans les éléments de divulgation requis)

← Post Reply

realNickKouvalis
@NickKouvalis

The "some people say" vs "other people say" technique is a "forced choice" question with specific bike lanes on specific streets for each question and in this study - a battery of 6 specific bike lanes... 1 + 1 = 2 ✓

This allows the researcher/client to compare support and opposition to University Avenue bike lanes vs. Bloor St. West bike lanes vs. Danforth vs. Richmond, vs. YONGE, etc. You can see THE DATA cuts by age, male, female, region, voter segments, etc.

These types of questions (Forced Choice) are reserved for the end of the study and are preceded with more straightforward questions, such as the one below 🙋🙋🙋 that I have attached (to reduce bias throughout the study).

I've been doing public opinion market research for candidates for elections, political parties and governments - 🙋🙋 very successfully 🙋🙋 - for many years now (about 20 years now 🙋🙋🙋 and getting better with every year 🙋🙋🙋).

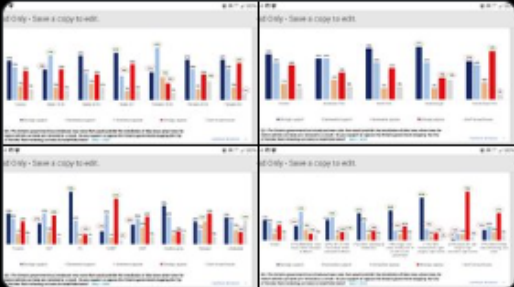
But, I am always open to rigorous peer review, comparing findings against election results and of course always open to criticisms - especially from those people that can "intelligently" speak to the issues 🙋🙋🙋.

Par for the course tho, are many low-wett 🙋, or many low-IQ 🙋, or many ideologs 🙋, or many people who are just very angry about something 🙋🙋🙋 - who chime in with their 2 cents.

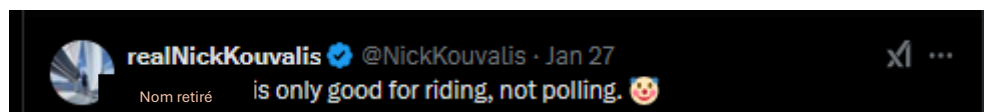
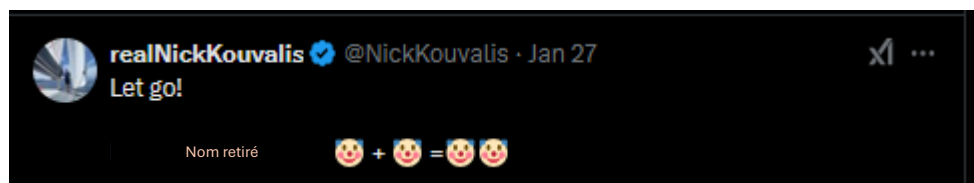
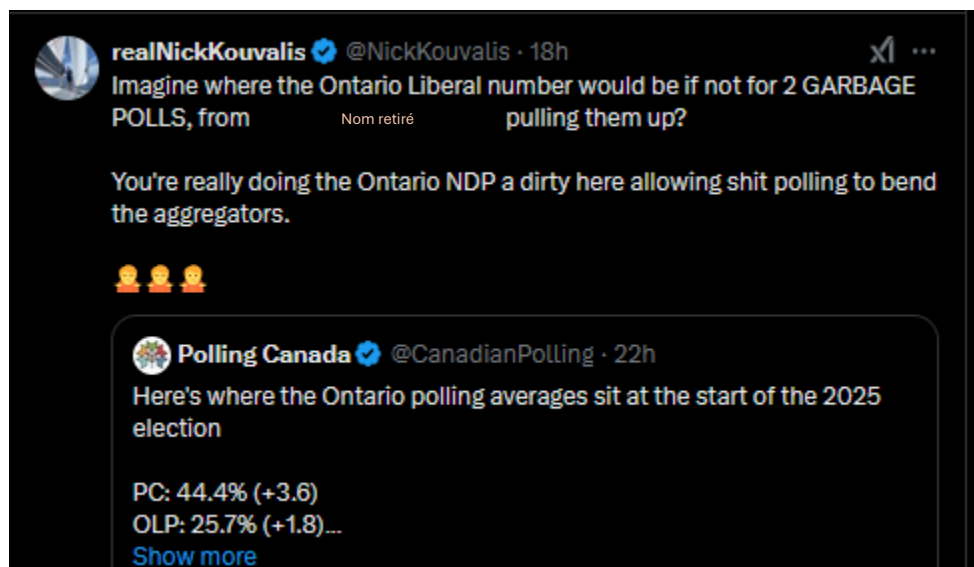
if @BonnieCrombie and/or @MaritStiles thought my research was wrong, poor quality, riddled with errors, why wouldn't they come out to defend the bike lanes?

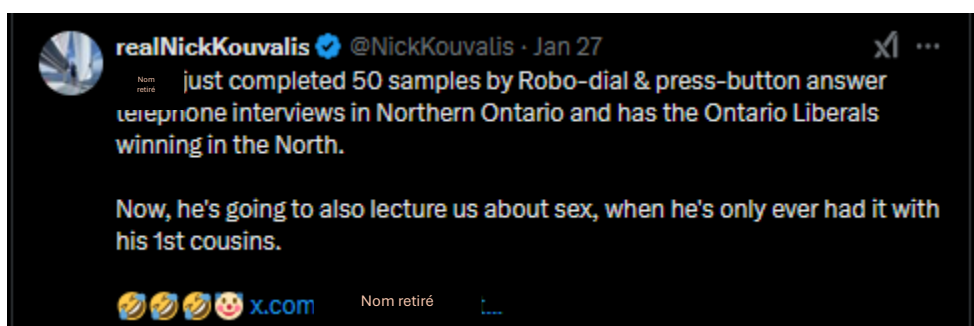
Why won't they even take a position, one way or the other way?

🙋🙋🙋



The figure consists of four screenshots of survey results, each displaying a bar chart. The charts are organized into a 2x2 grid. Each chart has a title at the top, a legend, and a series of bars representing different demographic groups. The bars are color-coded: blue, red, and green. The charts show the results of a survey, likely related to the 'forced choice' question mentioned in the text. The first chart is titled 'if only - have a copy to edit'. The second chart is titled 'if only - have a copy to edit'. The third chart is titled 'if only - have a copy to edit'. The fourth chart is titled 'if only - have a copy to edit'.







realNickKouvalis  @NickKouvalis · Jan 27
My Theory: "The Sex Trade applied to Pollsters".




Every population (pollster community) has prostitutes.

I may write all about it one day.



Jayne Arthy @FiveWoke · Jan 27
Replying to @TheophanesRex and @MDKanin
Check out @NickKouvalis' theory on his feed.




realNickKouvalis  @NickKouvalis · Jan 27
How can you report this obviously rigged report?



What a scam.




Polling Canada  @CanadianPolling · Jan 27
(★ Support Me By Subscribing/Donating ★)

Ontario Provincial Polling:

PCPO: 39% (-2)...


[Show more](#)



realNickKouvalis  @NickKouvalis · Jan 26
There is no whore, like an old whore.



Michael Solberg  @MichaelSolberg · Jan 26
Replying to @NickKouvalis



Nom retiré

And just looked at the latest roll from our [#abpoli](#) Daily Tracker

All I can say is, if the NDP is losing, I'll eat my hat

[#abelxn23](#)



realNickKouvalis  @NickKouvalis · Jan 26

x1 ...

IT. IS. ALL. BULLSHIT.
ALWAYS.

IT. IS. ALSO. ENTERTAINING.
ALWAYS.

THERE ARE ENOUGH 🤡🤡🤡🤡🤡's IN THE CANADIAN POLLING
INDUSTRY TO MAKE A TRAVELING CIRCUS.

