

Appendix A

The following are examples of some of Mr. Kouvalis' inappropriate and unprofessional posts published on X, and the Complaints Panel has reviewed several other similar posts since the complaints were lodged against Campaign Research:



Post on X on November 20, 2024 releasing research publicly without the required disclosures.


realNickKouvalis @NickKouvalis

Hot off the press. 1000 interviews in the City of Toronto. 🔥🔥🔥

4 out of 10 @BonnieCrombie @OntLiberal supporters and 3 out of 10 @MaritStiles @OntarioNDP supporters want the bike lanes on Yonge and on Bloor West removed. 🚫🚫🚫

The Ford PCs are polling at their highest level in the City of Toronto at 39%. ✅✅✅

👤👤👤



7:31 PM · Nov 20, 2024 · 12.7K Views

The image shows a screenshot of a Twitter post by user realNickKouvalis (@NickKouvalis) dated November 20, 2024, at 7:31 PM, with 12.7K views. The post contains four bar charts. The top chart shows the percentage of respondents who want to remove bike lanes on Yonge and Bloor West, broken down by political affiliation: Conservative (39%), Liberal (40%), NDP (30%), and Other (30%). The second chart shows the percentage of respondents who support the Progressive Conservative Party, broken down by age group: 18-24 (39%), 25-34 (40%), 35-44 (30%), 45-54 (30%), 55-64 (30%), and 65+ (30%). The third chart shows the percentage of respondents who support the Liberal Party, broken down by age group: 18-24 (40%), 25-34 (30%), 35-44 (30%), 45-54 (30%), 55-64 (30%), and 65+ (30%). The fourth chart shows the percentage of respondents who support the NDP, broken down by age group: 18-24 (30%), 25-34 (30%), 35-44 (30%), 45-54 (30%), 55-64 (30%), and 65+ (30%).

Post on X on November 21, 2024 releasing research publicly without the required disclosures.

← Post Reply

realNickKouvalis
@NickKouvalis

The "some people say" vs "other people say" technique is a "forced choice" question with specific bike lanes on specific streets for each question and in this study - a battery of 6 specific bike lanes... 1 + 1 = 2

✓

This allows the researcher/client to compare support and opposition to University Avenue bike lanes vs. Bloor St. West bike lanes vs. Danforth vs. Richmond, vs. YONGE, etc. You can see THE DATA cuts by age, male, female, region, voter segments, etc.

These types of questions (Forced Choice) are reserved for the end of the study and are preceded with more straightforward questions, such as the one below 🙋🙋 that I have attached (to reduce bias throughout the study).

I've been doing public opinion market research for candidates for elections, political parties and governments - 🙋 very successfully 🙋 - for many years now (about 20 years now 🙋🙋 and getting better with every year 🙋🙋🙋).

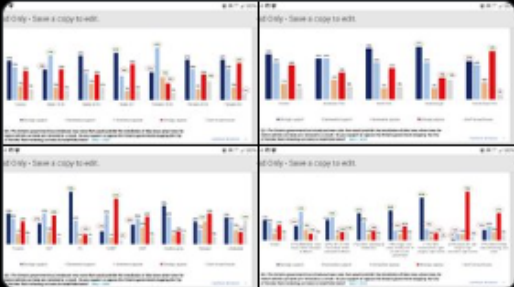
But, I am always open to rigorous peer review, comparing findings against election results and of course always open to criticisms - especially from those people that can "intelligently" speak to the issues 🙋🙋🙋.

Par for the course tho, are many low-wett 🙋, or many low-IQ 🙋, or many ideologs 🙋, or many people who are just very angry about something 🙋🙋🙋 - who chime in with their 2 cents.

if @BonnieCrombie and/or @MaritStiles thought my research was wrong, poor quality, riddled with errors, why wouldn't they come out to defend the bike lanes?

Why won't they even take a position, one way or the other way?

🙋🙋🙋



The image shows four screenshots of bar charts, each titled "2024 - Take a copy to with". Each chart displays data for six different bike lane locations: University Avenue, Bloor St. West, Danforth, Richmond, YONGE, and another unnamed location. The charts compare support and opposition across various demographic and geographic segments. The data is presented in a grouped bar format with red and blue bars for each segment.

 **realNickKouvalis**  @NickKouvalis · 6h x1 ...

A Bunk Poll. Totally GARBAGE.

Now Advertising Dollars to promote it?



Things that make it obvious 🙄🙄🙄🙄🙄🙄🙄🙄🙄🙄

Name Removed · Jan 26

The latest Name Removed shows Ford's PC Party leading over Crombie's Liberals and Stiles' NDP.

Check out our Ontario Election Dashboard to see how it translates to electoral district results. 📌



  2  7  1K  

 **realNickKouvalis**  @NickKouvalis · 18h x1 ...

Imagine where the Ontario Liberal number would be if not for 2 GARBAGE POLLS, from Name Removed pulling them up?

You're really doing the Ontario NDP a dirty here allowing shit polling to bend the aggregators.



🙄🙄🙄

 **Polling Canada**  @CanadianPolling · 22h

Here's where the Ontario polling averages sit at the start of the 2025 election



PC: 44.4% (+3.6)
OLP: 25.7% (+1.8)...

[Show more](#)

 **realNickKouvalis**  @NickKouvalis · Jan 27 x1 ...

Let go!

Name Removed 🤔 + 🤔 = 🤔🤔

 **realNickKouvalis**  @NickKouvalis · Jan 27 x1 ...

Name Removed is only good for riding, not polling. 🤔

 **realNickKouvalis**  @NickKouvalis · Jan 27 x1 ...

No. But my polling is accurate.

 **Chris Forde** @Forde_Christ · Jan 27

Replying to @NickKouvalis

You actually consider yourself a professional?

5 3 66 4.5K

 **realNickKouvalis**  @NickKouvalis · Jan 27 x1 ...

This is me, riding you - get used to it. 😊

Which photo do you prefer I use for the rest of your career? 😊 [x.com/](#)



Name Removed



Name Removed






Name Removed

 **realNickKouvalis**  @NickKouvalis · Jan 27 x1 ...

Name Removed just completed 50 samples by Robo-dial & press-button answer telephone interviews in Northern Ontario and has the Ontario Liberals winning in the North.

Now, he's going to also lecture us about sex, when he's only ever had it with his 1st cousins.


 [x.com](#) Name Removed

 **realNickKouvalis**  @NickKouvalis · Jan 27 x1 ...

My Theory: "The Sex Trade applied to Pollsters".

Every population (pollster community) has prostitutes.

I may write all about it one day.

 **Jayne Arthy** @FiveWoke · Jan 27
Replying to @TheophanesRex and @MDKanin
Check out @NickKouvalis' theory on his feed.

 **realNickKouvalis**  @NickKouvalis · Jan 27 x1 ...

How can you report this obviously rigged report?



What a scam.

 **Polling Canada**  @CanadianPolling · Jan 27
(★ Support Me By Subscribing/Donating ★)

Ontario Provincial Polling:


PCPO: 39% (-2)...


[Show more](#)

 **realNickKouvalis**  @NickKouvalis · Jan 26 x1 ...

There is no whore, like an old whore.

 **Michael Solberg**  @MichaelSolberg · Jan 26
Replying to @NickKouvalis




 **Name Removed**

And just looked at the latest roll from our [#abpoli](#) Daily Tracker

All I can say is, if the NDP is losing, I'll eat my hat

[#abelxn23](#)



realNickKouvalis  @NickKouvalis · Jan 26



IT. IS. ALL. BULLSHIT.
ALWAYS.

IT. IS. ALSO. ENTERTAINING.
ALWAYS.

THERE ARE ENOUGH 🤪🤪🤪🤪🤪's IN THE CANADIAN POLLING
INDUSTRY TO MAKE A TRAVELING CIRCUS.

